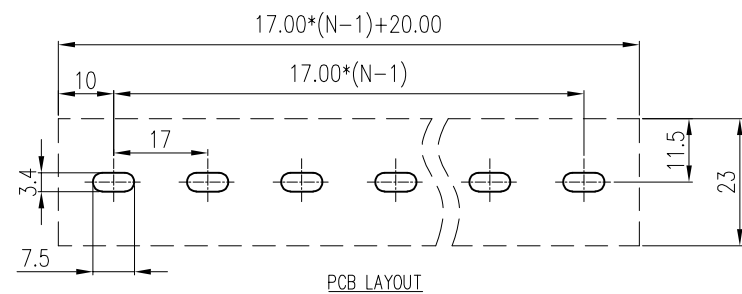
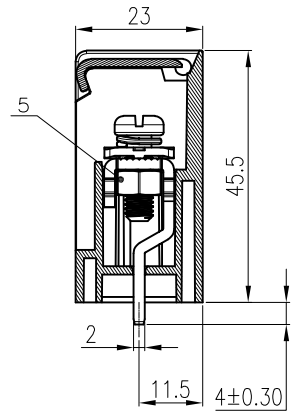
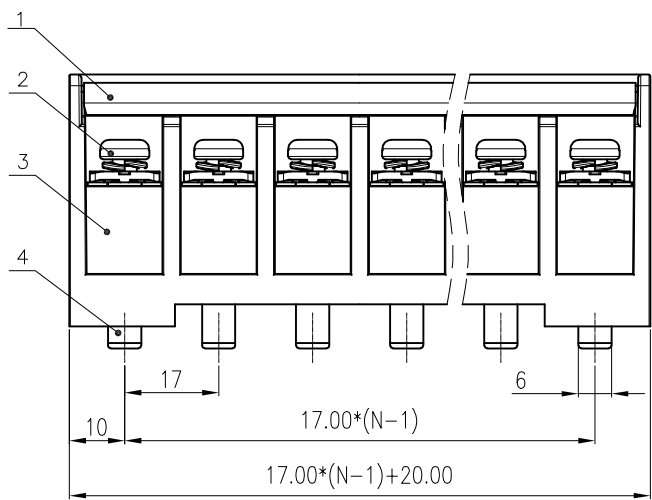

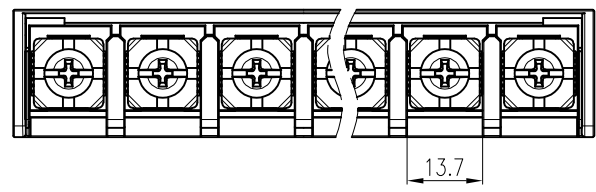


REV	DESCRIPTION	DRW.	DATE
00	初版方案	C.W	2023.05.30
01	按客户要求设变加厚塑胶壁	C.W	2023.09.12

(Without Cover)



Notes/备注:

1. Electrical properties/电气特性
UL Standard/UL 标准

Use Group/应用组别	B	C	D
Rated Voltage/额定电压 (V)	600	600	600
Rated Current/额定电流 (A)	75	75	5
Withstanding voltage/工频耐电压	AC 2200V/1Min		

IEC Standard/IEC 标准

Rated Voltage/额定电压 (V): 1000
Rated Current/额定电流 (A): 76

Overvoltage Category/过电压类别 /Pollution Degree/污染等级	II/2	III/2	III/3
Voltage/电压 (V)	1000	1000	800
Rated Impulse Voltage/冲击耐电压(KV)	8	8	8

2. Connection data/连接数据

Wire range/线径范围(AWG/mm²): 20~4/0.5~16
Stripping length/剥线长度(mm): 14~16
Wire tightening torque/导线扭矩(N.m): 2.0~2.5

3. Environmental safety/环境安全

Operating temperature/工作温度范围(°C): -40~+120
RoHS compliant/符合RoHS环保要求

ITEM	NAME OF PART	MATERIAL	NOTES
5	NUT 螺母	Steel	M5/Zn Plated
4	PIN HEADER 焊针	Copper Alloy	Sn Plated
3	HOUSING 主体	PBT	Black/UL94 V-0
2	SCREW 螺丝	Steel	M5/Zn Plated
1	COVER 盖板	PC	UL94 V-2

Part No./料号说明:

FB603-01-XXP-A

Poles/P数
02: 2Poles
03: 3Poles
...
12: 12Poles
A: Black/黑色

Nominal dimension		Tolerances (mm)					
0	over 18	over 30	over 50	over 80	over 120	over 180	over 250
to 18	to 30	to 50	to 80	to 120	to 180	to 250	to 320
	±0.25	±0.3	±0.35	±0.5	±0.7	±0.9	±1.0
							±1.2

APP.	DATE:	PART NO.: FB603-01-XXP-A	
CHK.	DATE:		
DRW. C.W	DATE: 2023.05.30	DARWING TYPE: Customer Drawing	
PROJECTION		UNITS: mm	SCALE: 1:1 SHEET/OF: 1/1
AINEWELL		昆山艾尼维尔电子有限公司 KUN SHAN AINEWELL ELECTRONICS CO.,LTD	