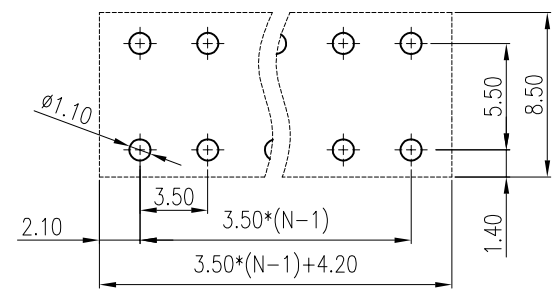
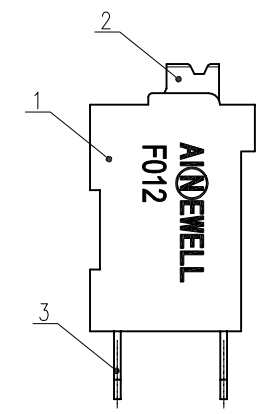
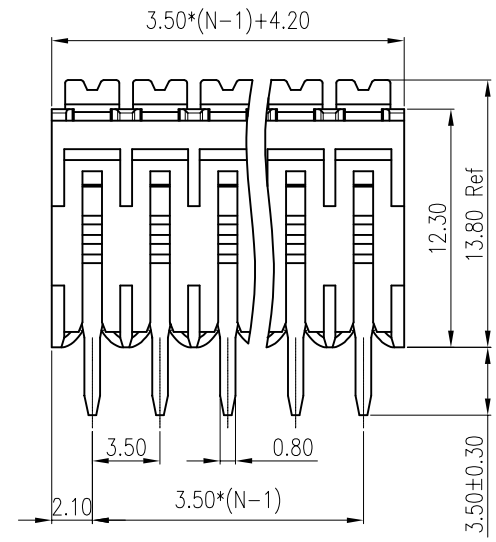
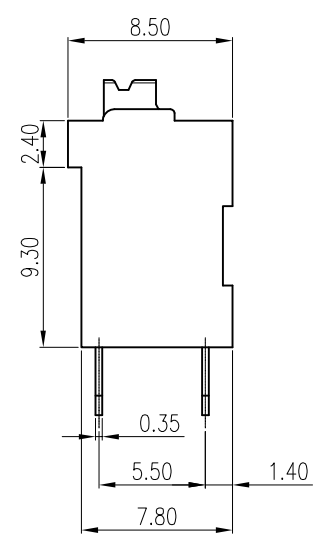
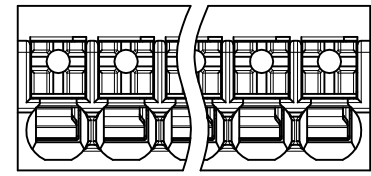


REV	DESCRIPTION	DRW.	DATE
00	初版发行	C.W	2023.11.10



PCB LAYOUT

Notes/备注:

1. Electrical properties/电气特性  
UL Standard/UL标准

Use Group/应用组别	B	C	D
Rated Voltage/额定电压 (V)	300	/	300
Rated Current/额定电流 (A)	12	/	10
Withstanding voltage/工频耐电压	AC 1600V/1Min		

IEC Standard/IEC标准

Rated Voltage/额定电压 (V): 160  
Rated Current/额定电流 (A): 17.5

Overvoltage Category/过电压类别 /Pollution Degree/污染等级	II/2	III/2	III/3
Voltage/电压 (V)	320	160	160
Rated Impulse Voltage/冲击耐电压(KV)	2.5	2.5	2.5

2. Connection data/连接数据

Wire range/线径范围(AWG/mm<sup>2</sup>): 28~16/0.2~1.5  
Stripping length/剥线长度(mm): 8~9

3. Environmental safety/环境安全

Operating temperature/工作温度范围(°C): -40~+120  
RoHS compliant/符合RoHS环保要求

Part No./料号说明:

F012V-3.5-XXP-A

Poles/P数

- 02: 2Poles
- 03: 3Poles
- ...
- 24: 24Poles

3	CLAMP 夹片	Copper Alloy	Sn Plated
2	BUTTON 按钮	POM	
1	HOUSING 主体	LCP	Black/UL94 V-0
ITEM	NAME OF PART	MATERIAL	NOTES

APP.	DATE:	PART NO.: F012V-3.5-XXP-A	
CHK.	DATE:		
DRW. C.W	DATE: 2023.11.10	DARWING TYPE: Customer Drawing	
PROJECTION		UNITS: mm	SCALE: 3.5:1 SHEET/OF: 1/1
<b>AINEWELL</b>		昆山艾尼维尔电子有限公司 KUN SHAN AINEWELL ELECTRONICS CO.,LTD	

Nominal dimension Tolerances (mm)							
0	over 18	over 30	over 50	over 80	over 120	over 180	over 250
to 18	to 30	to 50	to 80	to 120	to 180	to 250	to 320
	±0.25	±0.3	±0.35	±0.5	±0.7	±0.9	±1.2